



General Performance Data

| | | |
|------------------|---------------|--------------|
| Engine | Brand | SDEC |
| | Model | 6DTAA8.9-G23 |
| Control module | DEEP SEA 6120 | |
| Starting voltage | V | 12V |
| Frequency | Hz | 50 |
| Number of phases | 3 | |

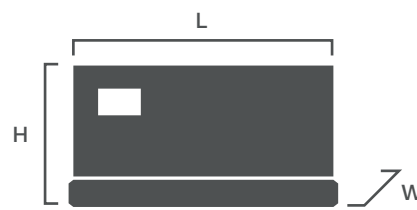
| | Prime | Standby | |
|--------------------|---------|---------|---------|
| Power kVA | 250 | 275 | |
| Power kW | 200 | 220 | |
| Rated speed | r.p.m | 1500 | |
| Standard voltage | V | 400 | 230 |
| Available voltages | V | 380/220 | 415/240 |
| Power factor | Cos Phi | 8 | |

Open



| Dimension | | | |
|------------|----|------|--|
| Length (L) | mm | 2600 | |
| Height (H) | mm | 1835 | |
| Width (W) | mm | 1035 | |
| Weight | Kg | 2200 | |
| Fuel Tank | L | 450 | |

Silent



| Dimension | | | |
|------------|----|------|--|
| Length (L) | mm | 3608 | |
| Height (H) | mm | 2007 | |
| Width (W) | mm | 1144 | |
| Weight | Kg | 2650 | |
| Fuel Tank | L | 450 | |

Fuel Consumption

| Rated Output | g/KW.h | L/h |
|--------------|--------|------|
| 100% Standby | 0000 | 59.5 |
| 100% Prime | 0000 | 55.1 |
| 75% Prime | 0000 | 41.3 |
| 50% Prime | 0000 | 27.5 |
| 25% Prime | 0000 | 0000 |

Standards Followed

| | |
|----------|----------|
| ISO9001 | ISO14001 |
| ISO8528 | ISO12100 |
| ISO13849 | EN12601 |
| GB12786 | GB/T2820 |
| IEC60034 | IEC60204 |
| CE | RETIE |

General Engine Data


| | | |
|-------------------------------------|-------------------------------|---------|
| Engine brand | SDEC | |
| Engine ref. | 6DTAA8.9-G23 | |
| Engine type | 4-stroke diesel | |
| Governor type | Electronic | |
| Injection | Direct | |
| Aspiration | Turbo charged and Intercooled | |
| Number of cylinders and arrangement | 6 - L | |
| Bore and stroke | mm | 114x144 |

| | | |
|-------------------------------------|-----------------|------|
| Displacement | L | 8.82 |
| Cooling system | Water | |
| Lube oil consumption with full load | 0.5%-1% of fuel | |
| Compression ratio | 16.5:1 | |
| Engine oil capacity | L | 30 |
| Total coolant capacity | L | 40 |
| Air filter | Type | Dry |

| | |
|------------------------|--------------------------|
| Diesel engine | Dry air filter |
| 4-stroke cycle | Radiator with pusher fan |
| Water-cooled | Electronic governor |
| 12V electrical system | Hot parts protection |
| Water separator filter | Moving parts protection |

Optionals

| |
|-----------------------------|
| Water jacked heater |
| Radiator water level sensor |
| Oil heater |
| Heavy duty air filter |




Alternator Specifications

| | | |
|--------------------------------|--------------|--|
| Brand | Stamford/AGG | |
| Number of phase | 3 | |
| Power factor | 0.8 | |
| Poles | 4 | |
| Winding Connections (standard) | Star- Series | |
| Insulation | H class | |
| Enclosure (according IEC-34-5) | IP23 | |

| | | |
|-------------------|--------------------------------|--|
| Model | KK274M | |
| Excitation system | Auxiliary coil brush- | |
| Voltage regulator | Electronic | |
| No. of bearings | Single Bearing | |
| Coupling system | Flexible disc | |
| Coating type | Standard (Vacuum impregnation) | |

Optionals

| | |
|---------------------------------|------------------------------------|
| Self-excited and self-regulated | Alternator pre-heater |
| IP23 protection | Winding temp. measuring instrument |
| H class insulation | PMG / AREP / MAUX |



Application Data

| Fuel system | Open | Silent |
|-----------------------------|------|--------|
| Fuel oil specifications | 450 | 450 |
| Standard fuel tank capacity | L | DIESEL |

| Air system | | |
|------------------|-------------------|--------------|
| Intake air flow | L/s | 9.1 m3/min |
| Cooling air flow | m ³ /s | 304.5 m3/min |

| Exhaust system | | |
|-------------------------------|-----|------------|
| Maximum exhaust temperature | °C | 600 |
| Exhaust gas flow | L/s | 40.3m3/min |
| Maximum allowed back pressure | kPa | 6 |

| Starting system | | |
|---------------------|-----|----------------|
| Starting power | kW | 4 |
| Recommended battery | Ah | 2X60Ah(720CCA) |
| Number of batteries | | 2 |
| Auxiliary voltage | Vdc | 24V |

Genset version

| | |
|-----------------------------------|--|
| Steel chasis | High mechanical strength |
| Emergency stop button | Epoxy polyester powder coating |
| Anti-vibration shock absorbers | Fuel tank drain plug |
| Chassis with integrated fuel tank | Steel residential silencer - 20dbA attenuation |
| Fuel level gauge | Battery charger |

Optionals

Trailer type

 Water-cooled

 Three phase

 50 Hz

 Diesel

 Dual-wall fuel tank

Optional

Standard reference conditions

Ambient conditions of reference according to ISO 8528-1:2018 normative: 1000 mbar, 25°C, 30% relative humidity.

Weights and dimensions based on standard products. Illustrations may include optional equipment. Technical data described in this catalogue correspond to the available information at the moment of printing.

Control Panel Data

| Features of the control panel | Basic Model (Standard) | Advanced Model (Optional) |
|------------------------------------|------------------------|---------------------------|
| Voltage between phases | o | o |
| Voltage between neutral and phase | o | o |
| Current intensities | o | o |
| Frequency | o | o |
| Apparent power (kVA) | o | o |
| Active power (kW) | o | o |
| Reactive power (kVAr) | o | o |
| Power factor | o | o |
| Voltage between phases | o | o |
| Emergency stop | o | o |
| Binary inputs | 6/6 | 7/7 |
| Analog inputs | 3 | 3 |
| 2x10A Current outputs | o | - |
| I/O Configuration | o/o | o/o |
| D+ Function | o/o | o/o |
| Speed sensor | o/o | o |
| Amf/Mrs | o | o |
| GCB/MCB | o | o |
| 3ph voltage measurement Gen./Mains | o | o |
| 3ph current measurement | o | o |
| kW / kWh / kVA | o | o |
| Engine reading | o | o |
| Engine protection | o | o |
| Alternator protection | o | o |
| Earth current protection | o | o |
| History file | 150 | 350 |
| RTC/Battery | o/- | o/o |
| PLC | - | - |
| 4G | x | - |
| Airgate | - | x |
| ECU CAN | o | o |
| MODBUS | x | x |
| MODBUS IP | x | x |
| SNMP | - | x |
| SNMP TRAPS | - | - |
| RS232 | x | x |
| RS485 | x | x |
| GSM/GPRS modem | x | x |
| Remote screen | x | x |
| Software for PC | x | x |

Standard: o Optional: x Not Available: -